

DORNER[®]

By Columbus McKinnon

Industrial Automation Conveyors

**Accurate, Durable &
Efficient**

Miniature, Low-Profile, Material
Handling, Heavy Duty, & Precision
Move Conveyor Systems




Benefits of Industrial Conveyors

Industrial conveyors are a crucial part of any production facility and are the backbone of the automated manufacturing line.

Dorner's family of industrial conveyors offer numerous features to streamline production and improve throughput in your manufacturing line. When you need product positioned in an exact place at a precise time, you can rely on a Dorner conveyor.

- V-guided belting maintains accuracy and eliminates belt-sway
- Customizable to meet the unique needs of any production
- Fabric belt, modular plastic chain, and roller options available
- Extruded aluminum frames include t-slots for easy accessory mounting
- Knurled roller for reduced belt slip and improved accuracy
- Easily reconfigurable to facilitate your company's growth



Miniature & Low Profile



2200 Low Profile


Dorner's signature low-profile industrial conveyor offers precision for light-weight applications.

- Widths: 44-610 mm (1.75-24 in)
- Lengths: 457-7315 mm (1.5-24 ft)
- Loads up to 54 kg (120 lbs)
- Speeds up to 122 mpm (400 fpm)
- 1.25" roller diameter; 1.28" frame height
- Flat, cleated, and modular belting options
- Ideal for small parts handling, part/package infeed & outfeed, automated & manual assembly, and more!

1100 Miniature

The industry's smallest conveyor is great for internal machine use or small parts handling.

- Widths: 44-254 mm (1.75-10 in)
- Lengths: 270-1829 mm (10.63-72 in)
- Loads up to 6.8 kg (15 lbs)
- Speeds up to 21 mpm (80 fpm)
- 5/8" roller diameter; 3/4" frame height
- Cleanroom ISO standard Class 5 verified
- Ideal for small product transfer, medical, pharmaceutical, & life science applications



Material Handling



2700 Medium Duty

The 2700 excels in medium load conveyance, serving material handling, e-commerce, logistics, AMR/AGV, and various other applications.

- Widths: 203-914 mm (8-36 in)
- Lengths: 508-7315 mm (20 in - 24 ft)
- Loads up to 68 kg (150 lbs)
- Belt speeds up to 122 mpm (400 fpm)
- 2.4" roller diameter; 2.82" frame height
- Internally Mounted, 24 VDC continuous duty iDrive motor
- Ideal for large packages, multi-lane conveyance, injection molding, & secondary packaging.

DCMove Belted

Featuring an economic painted steel frame, internally mounted motor, flush-side design, and maximized belt coverage.

- Widths: 254-1219 mm (10-48 in)
- Lengths: 960-12,000 mm (38 in - 40 ft)
- Loads up to 181 kg (400 lbs)
- Speeds up to 183 mpm (600 fpm)
- Flat and cleated belt options are available
- Ideal for distribution center sorting, packaging, palletizing, printing, labeling, & more!



Heavy Duty



3200 Belted


Durable, heavy-duty conveyance solution for a variety of industries. Available with cleated and flat belting options.

- Widths up to 1219 mm (48 in)
- Lengths: 1219-30,175 mm (30 in - 99 ft)
- Loads up to 455 kg (1000 lbs)
- Speeds up to 182 mpm (600 fpm)
- End drive, center drive, and iDrive options
- 3" roller diameter; 3.81 frame height
- Ideal for heavy parts transfer, accumulation, manual & automated assembly, incline & decline, part positioning.

3200 Modular

Features plastic chain belting, allowing for smooth curves, inclines, and declines within the processing line.

- Widths: 152-1219 mm (6-48 in)
- Lengths: 914-25,375 mm (36-999 in)
- Loads up to 455 kg (1000 lbs)
- Speeds up to 122 mpm (400 fpm)
- Ideal for automated and manual assembly, product sorting, diverting, and accumulation.



Precision Move



2200 PM

A low-profile design and with repeatable accuracy of $\pm 0.02"$. Ideal for automated assembly, mechanical integration, robotic pick-n-place, and more.

- Widths: 25-610 mm (1-24 in)
- Lengths: 457-9144 mm (18 in - 30 ft)
- Loads up to 91 kg (200 lbs)
- Speeds up to 113 mpm (370 fpm)
- No-slip positive drive belt allows for higher load capacity
- 23 unique gearbox interfaces with support for 158+ motors
- Ideal for precision part movement, indexing, & machine integration

3200 PM

Featuring a high load capacity urethane belt with kevlar cords. Offers the highest accuracy for automated and manual assembly.

- Widths: 95-457 mm (4-18 in)
- Lengths: 610-15,240 mm (2-50 ft)
- Loads up to 340 kg (750 lbs)
- 21-tooth H (1/2 in) pitch profile timing belt
- Optional pallet mounting bars
- Use optional cleats to create pockets for controlled part flow
- Ideal for precision part movement, heavy loads, indexing, & machine integration



Industrial Conveyor Comparison

	1100 MINIATURE	2200 LOW-PROFILE	2700 MEDIUM DUTY	DCMOVE BELTED	3200 HEAVY DUTY	2200 PRECISION MOVE	3200 PRECISION MOVE
T-Slots		✓	✓			✓	✓
Modular Belting Option Available		✓				✓	
Cleated Belting Option Available	✓	✓		✓	✓	✓	✓
Painted Steel Frame				✓			
Light-Weight	✓	✓				✓	
Medium Duty		✓	✓			✓	
Heavy Duty				✓	✓		✓
Price Sensitivity				✓			
Backlit Capability	✓	✓			✓		
Servo Driven ±0.02" Repeatability						✓	✓
Curves & Turns		✓				✓	
Elevation Changes		✓				✓	
Extended Width to Length Ratio		✓	✓			✓	

Take Advantage of the INDUSTRY'S BEST CAD Configurator

D Tools

tools.dornerconveyors.com



- ✔ Fast Quote Turnaround
- ✔ CAD Files Available on Demand
- ✔ Easy-to-Customize Conveyors
- ✔ Free to Use

Visit our site to find the right
industrial conveyor solution
for your application!

- ✔ Industry Best Lead Times
- ✔ Aftermarket Support
- ✔ 10-year Warranty



Scan the code to visit Dorner's website or go to www.dornerconveyors.com